

Data Analysis

Marshall County

Community Health Assessment

2026-2029



Created on June 22, 2025



Thank you!

- Murray State University Partners
 - Public & Community Health Program
 - Dr. Elizabeth Gordon
 - Dr. Azaher Molla
 - Earth and Environmental Sciences Department
 - Mr. Michael Busby, Coordinator of GIS (MARC)
- Steering Committee
 - Marshall County Health Department
 - Marshall County Public Library
 - Family Resource Youth Service Center
 - Passport by Molina Healthcare
 - KentuckyCare
 - Marshall County Hospital
 - United Way Of Western Kentucky
 - CFSB
 - Baptist Health Paducah
 - Four Rivers Behavioral Health
 - Mercy Health
 - Marshall County Sheriff's Office
 - Mountain Comprehensive Care
 - Benton Family Resource Center
 - Kentucky Lake Chamber Of Commerce
 - Marshall County Caring Needline
- Community Partners



MAPP 2.0

Phase I: Building the Foundation

Phase II: Tell the Community Story

- Community Partner Assessment
- Community Status Assessment
- Community Context Assessment

Phase III: Continuously Improve the Community

→ Address the social determinants of health

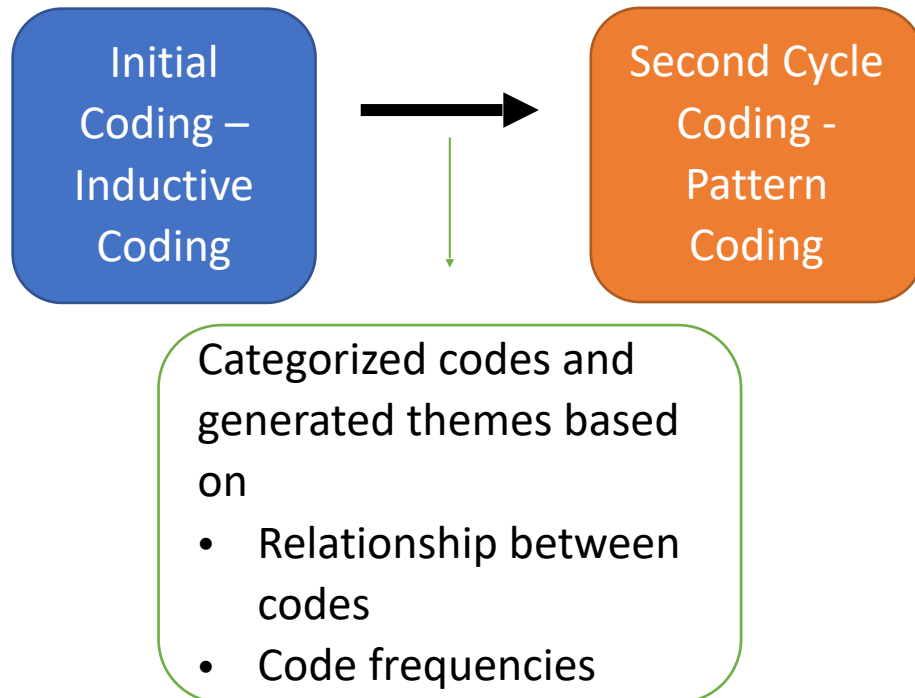


Our Agenda for Today

Data Analysis

Qualitative

- Inductive coding
- Two cycle coding



Quantitative

- Review data
 - Reached out to some organizations if needed assistance with their internal coding of data
- Cleaned data / Coded
- SPSS
 - Descriptive
 - Crosstabs
- Conducted by
 - TSU Public Health, Health Administration & Information, and Health Sciences faculty
 - Murray State University Public and Community Health faculty

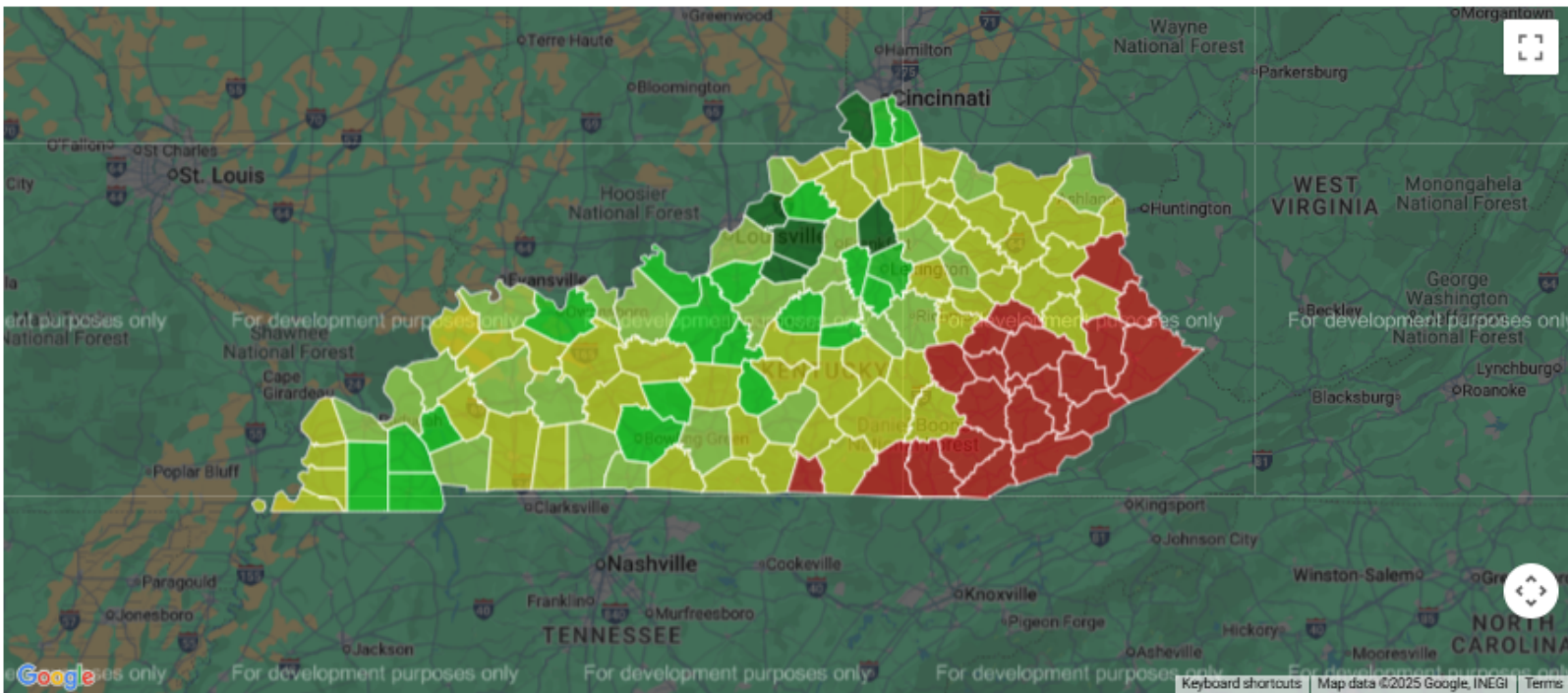
Phase II: Our Community

- Community Profile
- CDC
- County Health Rankings & Roadmaps
- Community Partner Assessment
- Community Health Status & Context Assessments

Community Profile

- Population: 31,744
 - % below 18: 19.8%
 - Zip code with highest pop: 42044
 - % 65 & older: 23.2%
 - Zip codes with highest pop: 42025 & 42044
 - Gender
 - Female: 50.1%
 - Male: 49.9%
- Rural: 85.2%
- Unemployment: 4.0%
- Children in poverty: 17%
 - Latino children in poverty: 26.09%
- Children eligible for free or reduced-price lunch: 52%
- Uninsured: 6%
 - Latino population: 17.17%
- Race/Ethnicity
 - White, Non-Hispanic: 95.5%
 - Hispanic: 2.1%
 - Black, Non-Hispanic: 0.6%
 - American Indian/Alaska Native: 0.3%
 - Asian: 0.5%
 - Native Hawaiian/Pacific Islander: 0.0%
- Education
 - High school completion: 92%
 - Some college: 64%
 - English Language Learners (2022-2023): 0.8%
- Homeownership: 82%
- Broadband access: 84%
- Disability: Functional Limitations: 34%

Mapping the Healthiest Counties in Kentucky



Health Rank	County	Health Outcome Value
1	Oldham County	-1.82000000
2	Boone County	-1.69000000
3	Spencer County	-1.65000000
4	Shelby County	-1.55000000
5	Scotty County	-1.34000000
6	Bullitt County	-1.28000000
7	Woodford County	-1.26000000
8	Fayette County	-1.14000000
9	Jessamine County	-1.11000000
10	Marshall County	-1.07000000

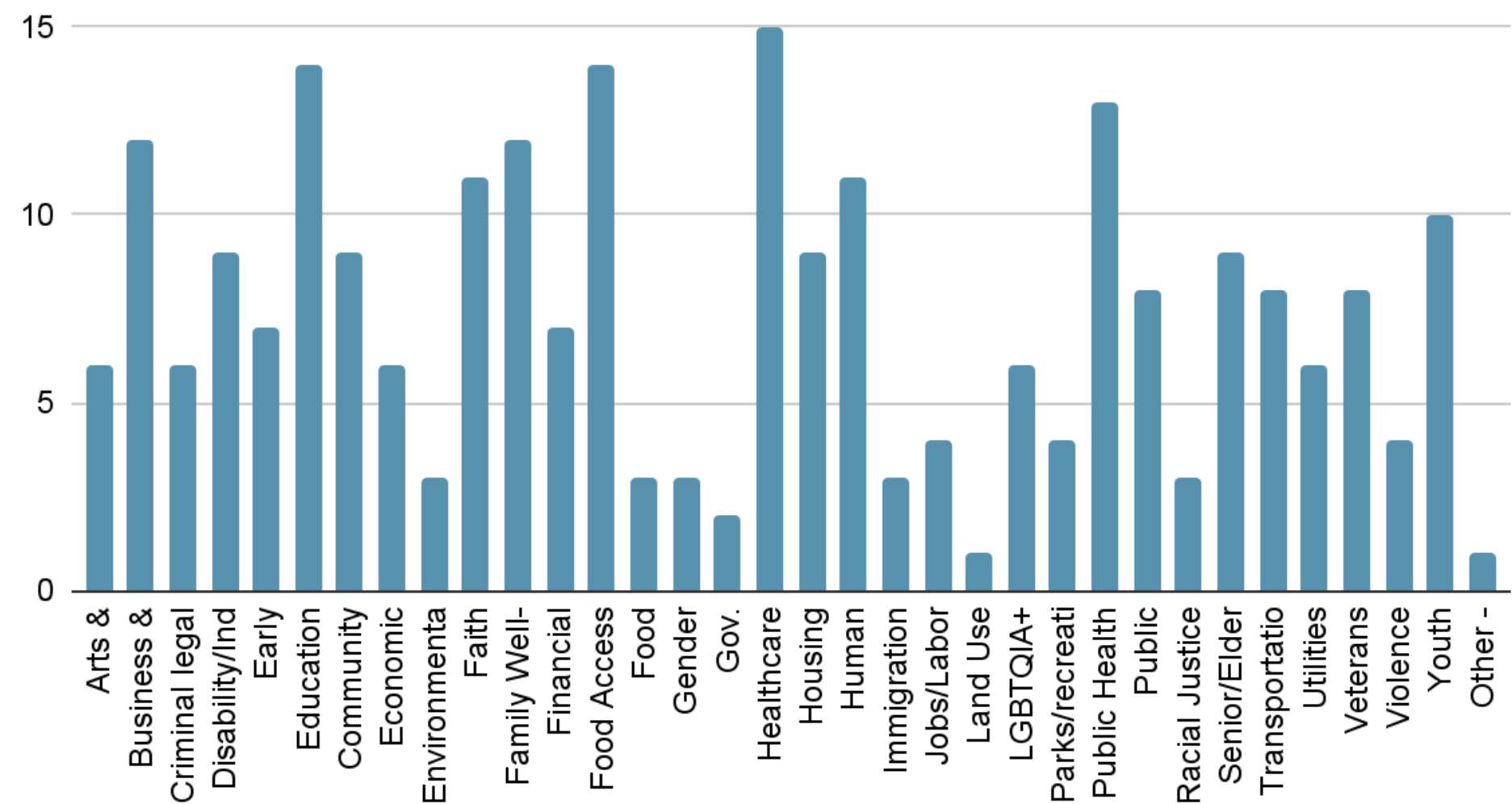
Marshall County is highlighted in the 10th rank

Kentucky County Health Rankings are based on data compiled by [CountyHealthRankings](https://www.zipdatamaps.com/kentucky-county-health-rankings.php). The rankings are based on Health Outcome Factors of Length of life and Quality of life. The lower the health outcome score, the higher the rank. The healthiest county in Kentucky is Oldham. The unhealthiest county in Kentucky is Owsley.

Reference: <https://www.zipdatamaps.com/kentucky-county-health-rankings.php>

Community Partner Assessment

Community Organization Service Coverage



Community Partner Assessment Results

For each value, the response number is the number of organizations that indicated they covered that service. A total of 25 organizations responded to the survey, but they could chose multiple areas.

Value	Percent	Responses
Healthcare access/utilization	61.5%	16
Education	57.7%	15
Food access and affordability (e.g., food bank)	57.7%	15
Public Health	53.8%	14
Business and for-profit organizations	50.0%	13
Family well-being	50.0%	13
Faith Communities	46.2%	12
Human services	46.2%	12
Disability/independent living	38.5%	10
Community economic development	38.5%	10
Housing	38.5%	10
Youth development and leadership	38.5%	10
Public safety/violence	34.6%	9
Seniors/elder care	34.6%	9
Transportation	34.6%	9
Veterans' issues	34.6%	9
Early childhood development/childcare	30.8%	8
Financial institutions (e.g., banks, credit unions)	30.8%	8
Criminal legal system	26.9%	7

Value	Percent	Responses
Economic security	26.9%	7
LGBTQIA+ discrimination/equity	26.9%	7
Utilities	26.9%	7
Arts and culture	23.1%	6
Violence	19.2%	5
Gender discrimination/equity	15.4%	4
Immigration	15.4%	4
Jobs/labor conditions/wages and income	15.4%	4
Parks, recreation, and open space	15.4%	4
Racial justice	15.4%	4
Environmental justice/climate change	11.5%	3
Food service/restaurants	11.5%	3
Government accountability	11.5%	3
Other - Write In (view below)	8%	2
Land use planning/development	3.8%	1

Other - Write In	Count
Mental Health	1
We help with referring to resources for all aspects of our clients lives because stability is important to maintaining employment.	1
Total	2

Community Partner Assessment (cont)

Social Determinants of Health

- Economic Stability
 - (n=22; with 14 saying “a lot”)
- Education Access & Services
 - (n=21; with 14 saying “a lot”)
- Healthcare Access & Quality
 - (n=23; with 13 saying “a lot”)
- Neighborhood & Built Environment
 - (n=22; with 7 saying “a lot”)
- Social & Community Context
 - (n=22; with 9 saying “a lot”)

Health Topics Addressed

- Cancer
- Chronic diseases
- Family/maternal health
- Immunizations & screenings
- Infectious disease
- Injury & violence prevention
- HIV/STD prevention
- Healthcare Access / utilization
- Health equity
- Health insurance/Medicare/Medicaid
- Mental or Behavioral Health
- Physical Activity
- Tobacco & Substance Use & Prevention
- SNAP/WIC
- Financial
- Accommodations

Community Survey

Top Priorities

1. Access to mental healthcare
2. Access to healthy food
3. Housing
4. Transportation
5. Access to physical healthcare
6. Access to healthy activities
7. Economic Development
8. Reading skills in youth
9. Elder Care
10. Job training

Top Risk Factors (Grouped)

1. Alcohol, Tobacco, & Other Drugs
2. Abuse/Neglect/Sexual Assault
3. Poor eating habits/limited access to healthy food
4. Access to healthcare, including medications
5. Lack of living Wage
6. Housing insecurity
7. Exercise
8. Distracted driving
9. Social media use

Education, Employment, & Income

Data From:

- County Health Rankings & Roadmaps
- Department of Labor
- Marshall County Public Library Survey
- Community Survey

Education, Employment, & Income

Education

- School funding \$2740 average per student spending
 - (KY \$900, US \$1,411)
- H.S. Completion 92%
 - (KY 89%, US 89%)
- Some college 65%
 - (KY 63%, US 68%)

Employment & Income

- Unemployment 4%
 - (KY 4.2%, US 3.6%)
- Labor Force Participation Rate 71.8
 - Men: 75.1
 - Women 68.6
- Income
 - Median household income \$61,500
 - (KY \$61,100, US \$77,700)
 - Children in poverty 17%
 - (KY 20%, US 16%)
 - Income Equity 4.3
 - (KY 4.9, US 4.9)
 - Gender Pay Gap \$0.75
 - (KY \$0.79, US \$0.81)

Community Survey

Community Priorities

- Economic Development
 - ranked 7th
- Job Training
 - ranked 10th

Community Risk Factors

- Lack of livable wage
 - ranked 5th

Computer & Internet Access

- County Health Rankings & Roadmaps
 - 84% of households had a broadband internet connection
 - (KY 87%, US 90%)
 - Library Access: 3
 - (KY 2, US 2)
- Marshall County Public Library
 - Computer/internet access was identified as the top 3 needs for children in our community

Social Relationships & Support Networks

Data From:

- County Health Rankings & Roadmaps
- FRYSC Surveys
- Visioning Sessions
- Town Halls
- Merryman House
- CASA by the Lakes

Isolation & Social Associations

- County Health Rankings & Roadmaps
 - Feelings of loneliness 33%
 - (KY 30%, US 33%)
 - Social associations 18.3
 - (KY 10.2, US 9.1)
 - Lack of social and emotional support 22%
 - (KY 24%, US 25%)

- FRYSC Student Survey
 - 86.7% of students reported they have at least one adult at school they feel comfortable talking to about serious issues
 - 16.86% reported no, they did not

Community Voices

- Marshall County Public Library Survey
 - Top 2 needs for children
 - A safe space to meet with friends
 - organized activities
 - Social opportunities
 - for adults without kids
 - was identified as the #2 community need rated as “poor”/“very poor” of being meet
 - for teens
 - was identified as the #7 community need rated as “poor”/“very poor” of being meet
- Focus Groups
 - discrimination (e.g., racism, homophobia)
 - prejudice
 - bullying
 - not feeling welcome
 - safety concerns

Student Voices

- FRYSC Student Survey

- Relationship/Belonging

- Bullying (n=27)
 - Bad/troubled/no friendships (n=12)
 - Fitting in (n=12)
 - Gossip (n=3)
 - Drama (n=7)
 - Peer pressure (n=4)
 - trust issues
 - relationship problems

- Visioning Sessions

- Two schools had themes related to

- Friends
 - Helping others
 - Being caring, kind, accepting, and a good sport
 - Being helpful

- Recommendations provided

- kids gym
 - more parks

Community Survey

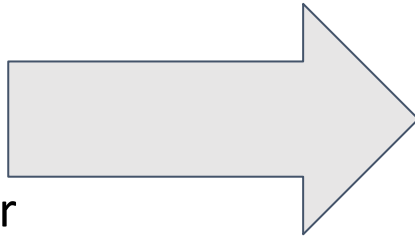
- Community Risk Factors

- #9

- Child abuse/neglect
 - Domestic violence/IPV

- #10

- Child, adult, or senior abuse or neglect
 - Domestic violence
 - Rape/Sexual assault



Combined, it becomes the #2
Community Risk Factor!!!

Abuse & Relationship Violence

Abuse, Neglect, & Sexual Assault

- CASA by the Lakes
 - Abuse/neglect-related cases
 - 2024: n=140
 - 2023: n=161
 - 2022: n=175
- Lotus
 - Abuse/neglect cases: 1,068
 - 13.1% from Marshall County (n=140)
 - Sexual assault cases: 413

Relationship Violence

- Merryman House
 - Domestic Violence/IPV: 112
- Lotus
 - Total Victim-Survivors Served: 2,162
 - 13.5% from Marshall County (n=292)
- FRYSC Student Survey
 - Bullying (n=27)
 - Bad/troubled/no friendships (n=12)
 - Fitting in (n=12)
 - Peer pressure (n=4)
 - trust issues
 - relationship problems

Barriers & Safety Concerns

Merryman House Needs Assessment

- Causes of contact with abuser
 - Housing: 30%
 - Stalking/harassment: 30%
 - Children: 30%
 - Financially dependent: 20%
 - Dependent on abuser's family: 10%
- Safety concerns among 90% of those who had been abused

Physical Environment: Air Quality, Housing, & Transportation

Data From:

- County Health Rankings & Roadmaps
- Marshall County Public Library
- Community Survey
- Marshall County School District
- Visioning Sessions
- 2022 Social Vulnerability Index

Air Quality

- Air Particulate Matter 8.4
 - (KY 8.0, US 7.3)
- Asthma Prevalence
 - Latino: 17%
 - Non-Latino 15.1%

Community Voices:

- Conservation efforts (Marshall County Public Library Survey 2024)
- Safe and clean environment to grow and play (Visioning Sessions 2025)

Housing & Transit

Housing

- County Health Rankings & Roadmaps 2025
 - Homeownership 82%
 - (KY 68%, US 65%)
 - Severe housing cost burden 9%
 - (KY 12%, US 15%)
- AmeriCorps
 - Provided housing services to 1,730 individuals (2023)
 - Provided housing services to 465 individuals (2024)

- Identified as #4 risk factor on the Community Survey
- High schoolers identified housing/neighborhoods as the #1 factor for a healthy community
- Marshall County Public Library Survey 2024
 - #5 community need rated as “poor” / “very poor” of being met
 - #3 top community concern

Transit / Transportation

County Health Rankings & Roadmaps 2025

- Driving alone to work 79%
 - (KY 78%, US 70%)
- Long commute - driving alone 31%
 - (KY 31%, US 37%)
- Motor vehicle crash deaths 23
 - (KY 17, US 12)
- Traffic volume 16
 - (KY 75, US 108)

- Identified as #4 priority on the Community Survey
- Marshall County Public Library Survey 2024
 - #1 community need rated as “poor”/“very poor” of being met
 - #4 top community concern

Community Safety

Data From:

- County Health Rankings & Roadmaps
- Police Reports
- Marshall County Community Survey

County Health Rankings & Roadmaps

2022

- Community Safety

- Injury deaths 88
 - (KY 101, US 76)
- Motor Vehicle 28
 - (KY 17, US 12)
- Firearm fatalities 13
 - (KY, 17, US 12)

2025

- Community Safety

- Injury deaths 85
 - (KY 110, US 84)
- Motor Vehicle 23
 - (KY 17, US 12)
- Firearm fatalities 16
 - (KY 18, US 13)

Kentucky State Police Reports

2022

Top 3 Offenses:

1. Drug/Narcotic Offenses (n=469)
2. Assault (n=301)
3. Larceny/theft (n=267)

2023

Top 3 Offenses:

1. Drug/Narcotic Offenses (n=614)
2. Assault (n=301)
3. Larceny/theft (n=293)

Crime Numbers by Department

2022

- Benton Police (n=235)
 - #1: larceny/theft
- Calvert City Police (n=162)
 - #1: drug/narcotics
- KY State Park Rangers (n=7)
 - #1: burglary
- Marshall County Sheriff (n=875)
 - #1: drug/narcotics
- State Police (n=105)
 - #1: drugs/narcotics

2023

- Benton Police (n=198)
 - #1: larceny/theft
- Calvert City Police (n=193)
 - #1: drug/narcotics
- KY State Park Rangers (n=14)
 - #1: larceny/theft
- Marshall County Sheriff (n=1037)
 - #1: drug/narcotics
- State Police (n=79)
 - #1: drug/narcotics

Access to Care & Quality of Care

Data From:

- County Health Rankings & Roadmaps
- Marshall County Community Survey
- Marshall Public Library Survey 2024
- Team KY Cabinet for Health and Family Services

County Health Rankings & Roadmaps

2022

- Access to Care
 - Uninsured 7%
 - (KY 8%, US 13%)
 - Uninsured children: 5%
 - PCP 2200:1
 - (best 1010:1, KY 1540:1)
 - Dentists 2600:1
 - (best 1210:1, KY 1520:1)
 - Mental health providers 3120:1
 - (best 250:1, KY 390:1)
- Quality of Care
 - Preventable hospital stays 4060
 - (best 2233, KY 5028)
 - Flu vaccinations 48%
 - (best 55%, 46%)

2025

- Access to Care
 - Uninsured 6%
 - (KY 7%, US 10%)
 - Uninsured children: 4%
 - Uninsured among Latino pop: 17.17%
 - PCP 2440:1
 - (KY 1600:1, US 1330:1)
 - Dentists 2890: 1
 - (KY 1500:1, US 1360:1)
 - Mental Health providers 2890:1
 - (KY 320:1, US 300:1)
- Quality of Care
 - Preventable hospital stays 2792
 - (KY 3336, US 2666)
 - Flu vaccinations 48%
 - (KY 46%, US 48%)

Medicaid (n=10,752)

Adults & Seniors

Top 5 Diagnosis

1. General Adult Medical Examination
2. Primary Hypertension
3. Acute Upper Respiratory Infection
4. Other Long Term (Current) Drug Therapy
5. Myopia, Bilateral

Children

Top 5 Diagnosis

1. Routine Child Health Exam
2. Streptococcal Pharyngitis
3. Acute Pharyngitis
4. Acute Upper Respiratory Infection
5. Hypermetropia

Community Voices: Access to Care

- Marshall County Public Library Survey

- Needs Identified as Not Being Met
 - Access to mental healthcare ranked #4
 - Access to physical healthcare #8
- Top Community Concerns
 - Access to mental health care ranked #1
 - Access to physical healthcare ranked #5

- Community Survey

- Top Priorities
 - Access to mental healthcare ranked #1
 - Access to physical healthcare ranked #5
 - Elder Care is ranked #9
- Priorities in Healthcare Access
 - Mental
 - Physical
 - Elder Care
- Top Risk Factors
 - Access to healthcare ranked #6
 - Limited access to medications ranked #9

Physical Health

Topics:

- Physical Health status
- Mortality
- Diabetes, Obesity, & Exercise
- Food Access
- Chronic Disease
- Reproductive & Sexual Health

Data Sources:

- County Health Rankings & Roadmaps 2025
- CDC 2024
- Marshall County Coroner's Office
- Marshall County Hospital

County Health Rankings & Roadmaps 2025: Physical Health Status

- Life Expectancy: 74.8
 - (KY 73.3, US 77.1)
- Poor Physical Health Days 4.6
 - (KY 4.5, US 3.9)
- Poor or Fair Health 20%
 - (KY 20%, US 17%)
- Frequent Physical Distress 14%
 - (KY 14%, US 12%)
- Insufficient sleep 38%
 - (KY 40%, U.S. 37%)

Preventive Health by Zip Code

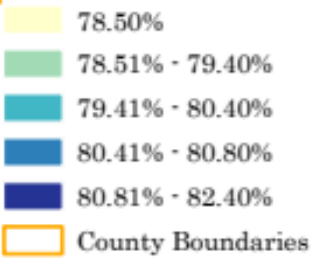
- Check-up:
 - Highest: 42044
 - Lowest: 42025

- Cholesterol Screenings:
 - Highest: 42044
 - Lowest: 42048

- Colon Screenings:
 - Highest: 42025 & 42044
 - Lowest: 42029 & 42048

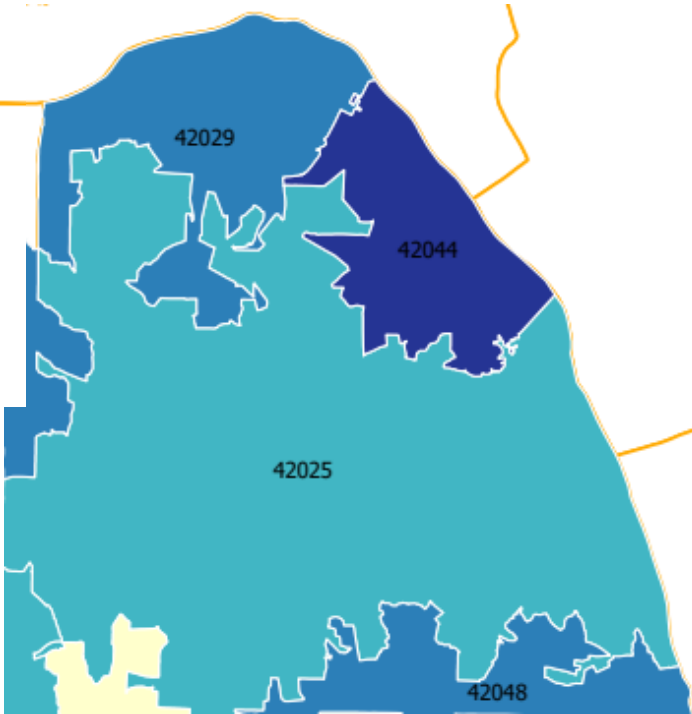
Community Health Assessment Marshall County, Kentucky 2025

Estimate of Population with a
Health Check-up within the last 12
months



Community Health Assessment Marshall County, Kentucky 2025

Estimate of Population with a health
Check-up within the last 12 months



Zip Code(s)	Color	Percentage Values
42054	Pale Yellow	78.50%
None	Pale Green	78.51% - 79.40%
42025, 42066	Light Blue	79.41% - 80.40%
42048, 42082, 42029	Medium Blue	80.41% - 80.80%
42044	Dark Blue	80.81% - 82.40%

Health Conditions by Zip Code

- Arthritis
 - Highest: 42044
 - Lowest: 42025
- Depression
 - Highest: 42048
 - Lowest: 42044
- Cancer
 - Highest: 42044
 - Lowest: 42025 & 42048
- Coronary Heart Disease
 - Highest: 42044
 - Lowest: 42025

- Asthma (10.91% - 11.40%)
 - Highest: 42048
 - Lowest: 42025, 42044, 42029
- Diabetes
 - Highest: 42044
 - Lowest: 42025
- Low Physical Activity
 - Highest: 42048
 - Lowest: 42025 & 42029
- Obesity
 - Highest: 42048
 - Lowest: 42029

Asthma Prevalence:

- Latino: 17.0%
- Non-Latino: 15.1%

Mortality per Coroner's Office (2016-2025)

Total Deaths

- 2016: 34
- 2017: 52
- 2018: 75
- 2019: 94
- 2020: 83
- 2021: 110
- Missing Data
 - 2022
 - 2023
- 2024: 162
- 2025: 75

Leading Causes of Death

- 2024: 162
 - Natural Causes (n=97)
 - Suicide (n=10)
 - Homicide (n=3)
 - Accident (n=21)
 - Drug-related (n=9)
- 2025: 75 (data through May 2025)
 - Natural Causes (n=61)
 - Suicide (n=3)
 - Homicide (n=1)
 - Accident (n=8)
 - Drug-related (n=3)

Coroner's Data

Accidental

- 2025: 8
- 2024: 21
- 2021: 3
- 2020: 2
- 2019: 10

Related to Mental Health

• Suicide

- 2025 (through May): 3
- 2024: 10
- 2021: 3
- 2020: 4
- 2019: 5

• Drug Overdoses

- 2025 (through May): 3
- 2024: 9
- 2021: 6
- 2020: 0*
- 2019: 1

Marshall County Hospital

Emergency Room Utilization

- Trends:
 - COVID-19 was the leading diagnosis in 2022, but dropped out of the top five by 2023
 - Urinary tract infections, gastroenteritis, and respiratory infections were consistently high
 - Lacerations and procedural visits (e.g., suture removal)

Inpatient Service Utilization

- Trends:
 - Pneumonia and COPD consistently rank in the top 3 across all three years.
 - COVID-19 remains prominent in 2022 and 2023 but declines by 2024.
 - UTIs and acute respiratory failure continue to be frequent inpatient conditions.

Rank	2022	2023–2024 (Consistent)
1	COVID-19	Urinary Tract Infection (UTI)
2	Urinary Tract Infection (UTI)	Noninfective Gastroenteritis & Colitis
3	Laceration without Foreign Body	Laceration without Foreign Body
4	Chest Pain, Unspecified	Upper Respiratory Infection (URI)
5	Gastroenteritis & Colitis	Encounter for Suture Removal

Diabetes, Obesity, & Exercise

Data From:

- County Health Rankings & Roadmaps 2025
- CDC 2024
- Marshall County Community Survey

County Health Rankings & Roadmaps

2022

- Diabetes Prevalence 11%
 - (U.S. best 8%, KY 12%)
- Adult Obesity 39%
 - (U.S. best 30%, KY 36%)
- Physical Inactivity 31%
 - (U.S. best 23%, KY 32%)
- Access to exercise opportunities 48%
 - (U.S. best 86%, KY 66%)

2025

- Diabetes Prevalence 11%
 - (KY 13%, US 10%)
- Adult Obesity 39%
 - (KY 38%, US 34%)
- Physical Inactivity 26%
 - (KY 25%, US 23%)
- Access to exercise opportunities 59%
 - (KY 70%, US 84%)

CDC 2024

- Diabetes
 - Highest: 42044
 - Lowest: 42025
- Low Physical Activity
 - Highest: 42048
 - Lowest: 42025 & 42029
- Obesity
 - Highest: 42048
 - Lowest: 42029

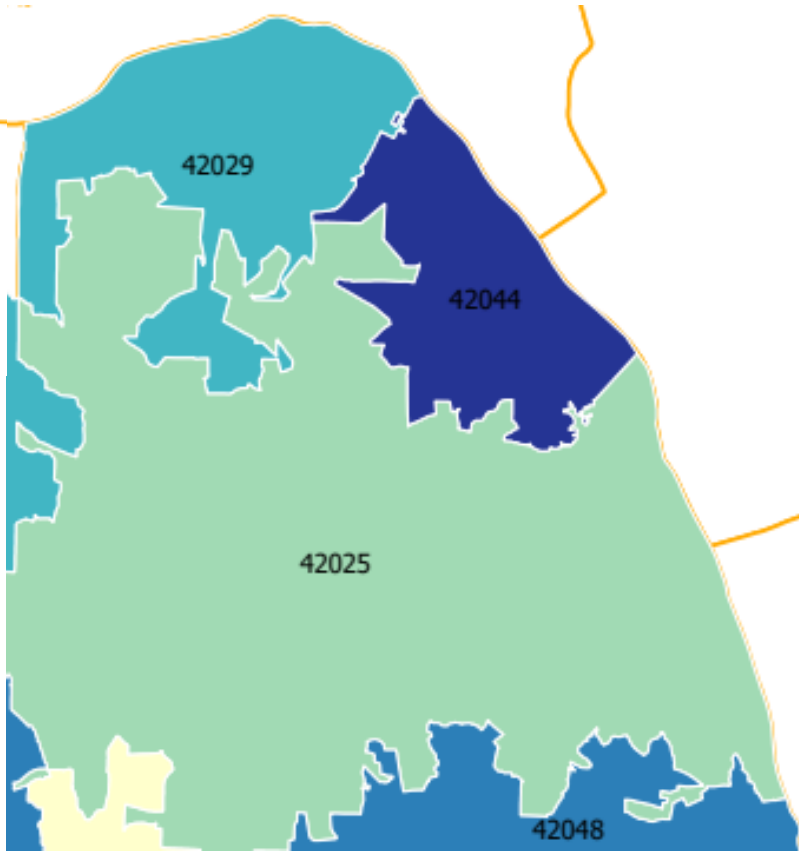
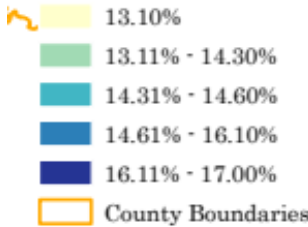
Community Health Assessment
Marshall County, Kentucky
2025

Estimate of Population with Diabetes

Zip Code(s)	Color	Percentage Values
42054	Pale Yellow	13.10%
42025	Pale Green	13.11% - 14.30%
42082,42029	Light Blue	14.31% - 14.60%
42048	Medium Blue	14.61%
42044	Dark Blue	16.11% - 17.00%

Community Health Assessment
Marshall County, Kentucky
2025

Estimate of Population with Diabetes



Youth BMI data

BMI Distribution - All Elementary Schools (2024)

Underweight (<5%) (n=12) - 1.9%

Healthy Weight (5-84%) (n=382) - 61.9%

Overweight (85-94%) (n=93) - 15.1%

Obese (95%+) (n=130) - 21.1%

BMI Distribution - All Middle Schools (2024)

Underweight (<5%) (n=5) - 4.7%

Healthy Weight (5-84%) (n=49) - 46.2%

Overweight (85-94%) (n=26) - 24.5%

Obese (95%+) (n=26) - 24.5%

Food Access

Data From:

- County Health Rankings & Roadmaps
- Need Line
- Marcella's Kitchen
- Feeding America Map the Meal Gap
- Marshall County Public Library
- Community Survey

Food Access

- FRYSC Student Survey 2023
 - 6th issue impacting students
- Marshall County Public Library Survey 2024
 - 5th ranked community need not being met
 - Access to healthy food ranked #2 top community concern
- County Health Rankings & Roadmaps 2025
 - Food environment index: 8.1
 - (KY: 6.6, US 7.4)
 - Food insecurity: 14%
 - (KY 16%, US 14%)
 - Limited access to healthy foods: 3%
 - (KY 6%, US 6%)

Feeding America Map the Meal Gap

(2023 data)

Marshall County, KY

- Food insecurity rate: 15.5%
- # of people who are food insecure: 4900
- Estimated program eligibility among food insecure people:
 - 34% above SNAP threshold of 200% poverty
 - 66% below
- Average meal cost: \$3.27
- Annual food budget shortfall: \$3,040,000

Community Voices

- Community Survey
 - Identified as top priority #3
 - Related to two risk factors identified
 - #3 - poor eating habits
 - #5 - limited access to healthy food
- Student Voices
 - 6th top issue impacting students (FRYSC)
 - Visioning Sessions
 - High school students identified access to healthy food as needed for a healthy community
 - In the top 3 issues among elementary school students at 2 of the 6 schools.

Community Resources: Food Access

Marcella's Kitchen

- Dec 2024 update on website ~ approximately 72,000 meals served
 - Average: 225 meals per day
 - Approximately 6,000 meal per month
- 2021 (through Sept) – expected an increase over 2020
 - Average: 215-227 meals per day
 - Home Bound Program: 45-47
 - Marshall Co. Exceptional School: 20
 - People who “Drive Thru”: 150-160
- 2020: 50,539 meals served (106% increase)
- 2019: 24,585 meals served (50% increase)
- 2018: 16,397 meals served

Benton Need Line

- Number of people served:
 - 2025 (thru April): 714
 - 2024: 1026
 - 2023: 840

Food Programs

2023

- Title III-C:
 - 303 individuals
 - 28,624 meals
- AmeriCorps
 - provided food support services to 2,609 students
 - collected 75,035 pounds of food for individuals facing food insecurity
- SNAP
 - 2,764 people per month
 - 1,262 households
 - SNAP accepted at 34 locations
- WIC
 - 998 participants
 - 6 WIC-approved grocers

2024

- Title III-C:
 - 289 individuals
 - 29,487 meals
- AmeriCorps
 - provided food support services to 3,344 students
 - collected 153,345 pounds of food for individuals facing food insecurity
- SNAP
 - 2,669 people per month
 - 1,349 households
 - SNAP accepted at 29 locations
- WIC
 - 685 participants
 - 4 WIC-approved grocers

Reproductive & Sexual Health

Data From:

- County Health Rankings & Roadmaps
- Marshall County Community Survey

County Health Rankings & Roadmaps

2022

- Mammography screenings 44%
 - (best 52%, KY 41%)
- STIs: 257.2
 - (KY 468.1, US 551.0)
- Teen Births 28
 - (KY 29, US 19)
- HIV Prevalence: 71
 - (KY 204, US, 378)

2025

- Mammography screenings 49%
 - (KY 43%, US 44%)
- STIs: 144.8
 - (KY 406.8, US 495.0)
- Teen Births: 21
 - (KY 24, US 16)
- HIV Prevalence: 55
 - (KY 223, US 387)

Mental Health

Data From:

- County Health Rankings & Roadmaps
- Alcohol, Tobacco, & Other Drugs
- FRYSC Surveys
- Visioning Sessions
- Marshall County Community Survey

Mental Health

- County Health Rankings & Roadmaps
 - 2022
 - Frequent mental distress 17% (U.S. best 13%, KY 18%)
 - Poor mental health days 5.3 (U.S. best 4.0, KY 5.5)
 - Insufficient sleep 41% (US 35%, KY 42%)
 - 2025
 - Frequent mental distress 18% (U.S. 16%, KY 16%)
 - Poor mental health days 5.5 (U.S. 5.1, KY 5.0)
 - Insufficient sleep 38% (US 37%, KY 40%)
- CDC 2024
 - Depression
 - Highest: 42048
 - Lowest: 42044

Mental Health (continued)

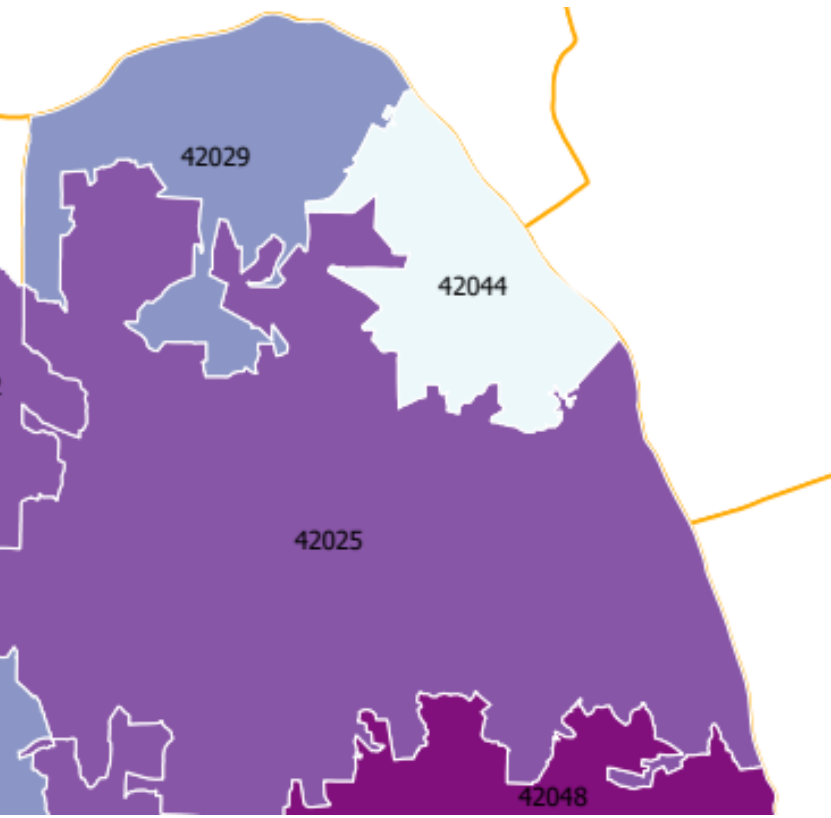
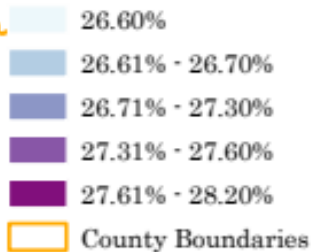
Community Health Assessment Marshall County, Kentucky 2025

Estimate of Population with Depression

Zip Code(s)	Color	Percentage Values
42044	Pale Blue	26.60%
None	Light Blue	26.61% - 26.70%
42029, 42066	Light Purple	26.71% - 27.30%
42025, 42082	Medium Purple	27.31% - 27.60%
42048	Dark Purple	27.81% - 28.20%

Community Health Assessment Marshall County, Kentucky 2025

Estimate of Population with
Depression



Community Voices

- Marshall County Public Library Survey
 - Access to mental healthcare ranked as #4 community need rated as “poor”/”very poor” of being met
 - Access to mental healthcare ranked #1 top community concern
- Community Survey
 - Access to mental healthcare ranked as #1 top community priority
 - Substance use ranked as #1 top community risk factor
- FRYSC Student Survey
 - Worrying about problems at home was #1 issue impacting students
 - Stress is the #1 social or emotional issue impacting students

Alcohol, Tobacco, & Other Drug Use

Data From:

- County Health Rankings & Roadmaps
- CDC
- Police Reports
- Coroner's Data
- Overdose Detection Mapping Application Program (ODMAP)
- Graves County Syringe Exchange Program
- Marshall County Community Survey
- Team KY Cabinet for Health and Family Services

ATOD Statistics

- Tobacco Use
 - Adult Tobacco Use: 19%
 - (U.S. 13%, KY 18%)
 - Highest zip code usage: 42048
- Alcohol Use
 - Highest zip code with binge drinking: 42025
 - Excessive drinking 17%
 - (U.S. 19%, KY 15%)
 - Alcohol impaired driving deaths 32%
 - (U.S. 26%, KY 26%)
- Overdose Detection Mapping Application Program (ODMAP)
 - Marshall County had 98 suspected overdoses in 2024
 - Highest recorded months
 - Sept in 2022 & 2024
 - August 2023

Kentucky State Police Reports

#1: Drug/Narcotic Offenses

- 2022 (n=469)
- 2023 (n=614)

- By department,
 - Benton Police (n=198)
 - #2: drugs/narcotics
 - Calvert City Police (n=193)
 - #1: drug/narcotics
 - Marshall County Sheriff (n=1037)
 - #1: drug/narcotics
 - State Police (n=79)
 - #1: drug/narcotics

Death by Drug Overdoses

- **Drug Overdoses**

- 2025 (through May): 3
- 2024: 9
- 2021: 6
- 2020: 0
- 2019: 1
- 2018: 1

Toxicology Report Common Substances:

1. Methamphetamines
2. Fentanyl
3. Amphetamines

Note: Multiple substances were found in systems

Graves County Syringe Exchange Program

- 2023 - May 2025 Clients: 124
- 2019 – 2021: 148 unique clients

Most Common Substance:

- methamphetamine (88)
- heroin (14)

• Transaction Data by Zip Code

- 2025 (n=124)

- 42025: 29 unique clients
- 42029: 40 unique clients
- 42044: 52 unique clients
- 42048: 3 unique clients

- 2021 (n=148)

- 42025: 109 (29 unique clients)
- 42029: 38 (9 unique clients)
- 42044: 36 (9 unique clients)
- 42048: 28 (7 unique clients)
- 10 addition unique clients unknown zip code

Child Health

Data From:

- County Health Rankings & Roadmaps
- FRYSC Surveys
- Visioning Sessions
- Salud Health Equity Report
- CASA by the Lakes

County Health Rankings & Roadmaps

- Low birth weight 8%
 - (KY 9%, US 8%)
- Child Mortality: 90
 - (KY 60, US 50)
- Children in poverty: 17%
 - (KY 20%, US 16%)
 - Latino children in poverty: 26.09%
(Salud Health Equity Report, 2024)
- Uninsured children: 4%
 - (KY 4%, US 5%)
- Childcare Centers: 6
 - (KY 6, US 7)
- Childcare cost burden: 22%
 - (KY 25%, US 28%)
- Children in single-parent households: 17%
 - (KY 25%)
- Food access
 - Children eligible for free or reduced-priced lunch: 52%
 - (KY 58%, US 55%)

Family Resource & Youth Services Center Surveys

- 2023 Survey Conducted at the Middle Schools by Marshall County Family Resource and Youth Services Center (FRYSC) Officers
 - Surveyed
 - Faculty & Staff
 - Students
 - Parents/Guardians
 - Community
 - Asked
 - Top 3 Social/Emotional Issues
 - Top 3 Health Issues
 - Students were asked about
 - challenges their families faced this past year (friends faced)
 - Useful FRYC programs/activities
 - Stress management
 - Physical health symptoms they may have experienced

FRYSC: Student Responses

Middle School Students Completed Surveys (n=421)

- Issues that affect you
 - Worried about problems at home (n=39)
 - Vision problems (n=30)
 - Not enough school supplies/... to start the school year (n=21)
 - Dental problems (n=12)
 - Pest control issues (n=8)
- Top 3 Social or Emotional Issues Grouped
 - stress (n=81)
 - sadness/depression (n=75)
 - anxiety (n=76)
 - mad/anger (n=75)

FRYSC: Student Responses (cont)

Basic Needs Mentioned

- Poverty
- Not feeling safe
- Hygiene
- Food

Relationships/Belonging

- Bullying (n=27)
- Bad/troubled/no friendships (n=12)
- Fitting in (n=12)
- Gossip (n=3)
- Drama (n=7)
- Peer pressure (n=4)
- trust issues
- relationship problems

FRYSC: Student Responses - Health

Physical Health & Symptoms

- Sleep/tired (n=14)
- Concentration/focus (n=18)
- Forgetting
- Migraines
- Dental
- Vision

Psychosocial Wellness and Self-Perception

- Self-confidence (n=11)
- Motivation (n=3)
- Peer pressure (n=4)
- Body image


Family Resource & Youth Center Surveys

Middle School Students Completed Surveys (n=421)

- Do you experience any of these more than once a week?
 - 261 students did not experience any symptoms (62%), meaning 160 (38%) students did
- Most common symptoms
 - 1) Problems concentrating in class (n=33)
 - 2) Feeling weak or tired (n=26)
 - 3) Trouble sleeping (n=25)
 - 4) Constant worry or negative thoughts (n=20)
 - 5) Headaches (n=19)
 - 6) Getting angry quickly (n=17)

Visioning Sessions with Shay

- Students were asked “What would my healthy community look like?” with a place to draw and a place to write a sentence to describe the picture.



Visioning Session Results

- Themes identified by students
 - Elementary School (n=167)
 - Pollution, trash, and litter as their top health issue (54 mentions)
 - Trees and fruit trees (51 mentions)
 - More opportunities for exercise, such as kids' gyms (29 mentions)
 - Middle School (n=21)
 - Trees/fruit trees
 - Clean environments (no pollution, trash, or litter)
 - Access to essential community resources, such as schools and hospitals
 - High School (n=276)
 - Housing/neighborhoods (114 mentions)
 - Restaurants (112 mentions)
 - Parks and stores (99 mentions)

CASA by the Lakes

Dependency

- 2024: n=22
- 2023: n=28
- 2022: n=37

Abuse/Neglect

- 2024: n=140
- 2023: n=161
- 2022: n=175

Data Sources

- Graves County Health Dept. Syringe Exchange Program
- CASA by the Lakes
- Centers for Disease Control and Prevention
- Marshall County Family and Youth Resource Centers
- Marshall County Health Department
- Marshall County Hospital
- Overdose Detection Mapping Application Program (ODMAP)
- Kentucky Department for Public Health
- Marshall County Coroner
- Social Vulnerability Index
- Marshall County Public Library
- Kentucky Injury Prevention and Research Center
- Kentucky Office of Drug Control Policy
- Marcella's Kitchen
- County Health Rankings & Roadmaps
- Kentucky Maternal and Infant Health
- JobsEQ Reports
- Purchase Area Health District
- Salud Health Equity Report
- Merryman House
- Lotus
- U.S. Bureau of Labor Statistics
- Kids Count Data Center

Thank you to our community partners!

Questions?



Contact Information:

Dr. Miranda Terry
msterry@tnstate.edu
Office: 615.931.7331

**Presentation edited for website accessibility February 2026, at the request of
Marshall County Health Department.**

Contact Information:

Marshall County Health Department

267 Slickback Road

Benton, KY 42025

270-527-1496

www.marshallcohealthdepartment.com